










Sunday 11/12/22	Monday 12/12/22	Tuesday 13/12/22	Wednesday 14/12/22	Thursday 15/12/22
Arabic  محادثة حول مشاهد الدرس الحادي عشر إكساب الكسرة الصغيرة والكبيرة مع الأحرف (ب.س.ر) ص 118+119	Phonics Short "a" Sound C.W.P.73 (Ex.1-8) T.B.	Phonics Short "a" Sound C.W.P.73 (Ex.9-16) T.B. H.W.P.44 T.2 Booklet	Phonics Short "a" Sound C.W.P.74 T.B. H.W.P.45 T.2 Booklet	Phonics Short "i" Sound C.W.P.83 T.B.
Phonics Short "a" Sound C.W.P.71 T.B. H.W.P.43 T.2 Booklet	Arabic حل الأنشطة التطبيقية للكسرة الصغيرة والكبيرة ص 123+122+121 الواجب: ورقة عمل	Math Number Pairs for 3&4 C.W.P.2 EX. 1 H.W.P.2 Ex.2 C.W.P.3 Ex. 1,2 H.W.P.2 Ex.3 Booklet Focus Terms: add, equal, plus, put together	P.E. Basketball 	Math Number Pairs for 7 C.W.P.6 Ex.1,2 H.W.P.6 Ex.3,4 Booklet Focus Terms: add, equal, plus, put together.
Dictation C.W. Dictate "cap, bag, dad, rat, & can" + P.75 (Ex.1-6) Phonics Book	Short Rhyming Words Short "a" Sound C.W.P.8 (1-3) H.W.P.8 (4-5)	Art It's a Rainbow 	Dictation "ram-man-hand-map-ant" C.W. Booklet P.10 (twice) H.W. Copy and study P.10 (twice)	Short Rhyming Words Short "a" Sound C.W.P.10 (1-4) H.W.P.10 (5-8) Solve the worksheet that is in the file.
Math Write Addition Sentence C.W.PP.262,263 H.W.PP.265,266 Focus Terms: add, equal, plus, put together	Math Write More Addition Sentences C.W.PP.268,269 H.W.PP.271,272 Focus Terms: add, equal, plus, put together	Handwriting The Letter Aa C.W.P.37 1 st Sentence H.W.P.37 2 nd Sentence	Math Number Pairs for 5 & 6 C.W.P.4 Ex.1,2 H.W.P.4 Ex.3 C.W.P.5 Ex.1,2 H.W.P.5 Ex.3,4 Booklet Focus Terms: add, equal, plus, put together	Reading Rin the Rat C.W. Read. P.24 T.B. H.W. Read. P.24 T.B. Copy. P.14 T.2 Booklet
Arabic  رقم 8 من كتاب أرقام ص 29 الواجب نسخ الرقم 8 من دفتر واجبات الأرقام	Reading Pat the Cat C.W. Read. P.11 T.B. H.W. Read. P.11 T.B. Copy. P.11 T.2 Booklet	Arabic نسخ الكسرة (الصوت القصير والطويل) ورقة عمل الواجب : نسخ الكسرة الصغيرة من دفتر واجبات الحروف ص 13	Arabic قراءة الكسرة الصغيرة والكبيرة ص 120 الواجب : نسخ الكسرة الكبيرة من دفتر واجبات الحروف ص 14	Arabic نشاط الشتاء 
P.E. Basketball 	Science Plant's Needs C.W.P.42 H.W.P.15 Booklet Focus Terms: "plant, needs, water, soil, sun, air"	Reading Rin the Rat C.W. Read.P.22 (1 st Sentence) T.B. H.W.Read.P.22 (1 st Sentence) T.B.	Reading Rin the Rat C.W. Read. P.23 T.B. H.W. Read. P.23 T.B. Copy. P.13 T.2 Booklet	Winter Day 
Reading Pat the Cat C.W. Read. P.10 T.B. H.W. Read. P.10 T.B. Copy. P.10 T.2 Booklet	Islamic قرآن كريم سورة الفلق (3-4)	Reading Rin the Rat C.W.Read.P.22 (2 nd Sentence) T.B. H.W.Read.P.22 (2 nd Sentence) T.B. Copy. P.12 T.2 Booklet	Reading Comprehension Pat the Cat C.W. Worksheet	Islamic تابع محمد ﷺ

The song of this week is: "The Plant's Needs"

Math: Ch.5 / Count: 1-60

Dictation: Study "ram, man, hand, map, and ant" to be dictated next Monday.

Reading: When you finish reading, color one happy face at home.

T.B.: Textbook V.: Volume P.: Page PP.: Pages C.W.: Classwork H.W.: Homework T.: Term P.E. Physical Education





Dear Parent,

Your son/ daughter has received a paper regarding the school's planning to start using Google Classroom in the 2nd term.

Kindly review it carefully and if you have any inquiry, you can refer to the school's administration at any time.

Horizon

International

School



Home Letter

Grade KG3B

(KGs)



Dear parents and students,

The school aims to develop ways of communication with students and parents through the use of formal rather than informal tools. From this point of view, the school will utilize Google Classroom platform as a means of communication starting from the 2nd term. Social media applications, such as WhatsApp, will not be considered as part of the school's communication methods.

Kindly follow the guidelines below to construct and start utilizing the services of Google Classroom:

1. Create an account for the student at gmail.com
2. Open Google Classroom on your desktop, or you can download the app. on your smart phone.
3. Create an account on Google Classroom using the e-mail you have already created at gmail.com.
4. Join the teacher class using the codes we are providing in this memo.

The YouTube links below illustrate the steps and assist you in joining the classes.

<https://www.youtube.com/watch?v=qSxNLaWm74g>

<https://www.youtube.com/watch?v=VOOnCwWZxX4>

Subject	Code
Arabic	Tvw7s3n
Homeroom	urgx2t3
Islamic	Kpn3civ

Administration