









| Sunday 11/12/22 | Monday 12/12/22 | Tuesday 13/12/22 | Wednesday 14/12/22 | Thursday 15/12/22 |
|---|--|---|--|--|
| Dictation C.W. Dictate "cap, bag, dad, rat, & can" + P.75 (Ex.1-6) Phonics Book | Phonics Short "a" Sound C.W.P.73 (Ex.1-8) T.B. | Phonics Short "a" Sound C.W.P.73 (Ex.9-16) T.B. H.W.P.44 T.2 Booklet | Phonics Short "a" Sound C.W.P.74 T.B. H.W.P.45 T.2 Booklet | Arabic نشاط الشتاء  |
| Arabic محادثة حول مشاهد الدرس الحادي عشر إكساب الكسرة الصغيرة والكبيرة مع الأحرف (ب.س.ر) ص 118+119  | Math Write More Addition Sentences C.W.PP.268,269 H.W.PP.271,272 Focus Terms: add, equal, plus, put together | Math Number Pairs for 3 & 4 C.W.P.2 EX. 1 H.W.P.2 Ex.2 C.W.P.3 Ex. 1,2 H.W.P.2 Ex.3 Booklet Focus Terms: add, equal, plus, put together | Dictation "ram-man-hand-map-ant" C.W. Booklet P.10 (twice) H.W. Copy and study P.10 (twice) | Phonics Short "i" Sound C.W.P.83 T.B. |
| Phonics Short "a" Sound C.W.P.71 T.B. H.W.P.43 T.2 Booklet | Arabic حل الأنشطة التطبيقية للكسرة الصغيرة والكبيرة ص 123+122+121 الواجب : ورقة عمل | Arabic نسخ الكسرة (الصوت القصير والطويل) ورقة عمل الواجب : نسخ الكسرة الصغيرة من دفتر واجبات الحروف ص 13 | Math Number Pairs for 5 & 6 C.W.P.4 Ex.1,2 H.W.P.4 Ex.3 C.W.P.5 Ex.1,2 H.W.P.5 Ex.3,4 Booklet Focus Terms: add, equal, plus, put together | Math Number Pairs for 7 C.W.P.6 Ex.1,2 H.W.P.6 Ex.3,4 Booklet Focus Terms: add, equal, plus, put together. |
| Math Write Addition Sentence C.W.PP.262,263 H.W.PP.265,266 Focus Terms: add, equal, plus, put together | Science Plant's Needs C.W.P.42 H.W.P.15 Booklet Focus Terms: "plant, needs, water, soil, sun, air" | Reading Comprehension Pat the Cat C.W. Worksheet | Art It's a Rainbow  | Islamic تابع محمد ﷺ |
| P.E. Basketball  | Islamic قران سورة الفلق (4-3) | Reading Rin the Rat C.W. Read.P.22 (1 st Sentence) T.B. H.W.Read.P.22 (1 st Sentence) T.B. | Reading Rin the Rat C.W. Read. P.23 T.B. H.W. Read. P.23 T.B. Copy. P.13 T.2 Booklet | Short Rhyming Words Short "a" Sound C.W.P.10 (1-4) H.W.P.10 (5-8) Solve the worksheet that is in the file. |
| Reading Pat the Cat C.W. Read. P.10 T.B. H.W. Read. P.10 T.B. Copy. P.10 T.2 Booklet | Reading Pat the Cat C.W. Read. P.11 T.B. H.W. Read. P.11 T.B. Copy. P.11 T.2 Booklet | Reading Rin the Rat C.W.Read.P.22 (2 nd Sentence) T.B. H.W.Read.P.22 (2 nd Sentence) T.B. Copy. P.12 T.2 Booklet | Arabic قراءة الكسرة الصغيرة والكبيرة ص 120 الواجب : نسخ الكسرة الكبيرة من دفتر واجبات الحروف ص 14 | Reading Rin the Rat C.W. Read. P.24 T.B. H.W. Read. P.24 T.B. Copy. P.14 T.2 Booklet |
| Short Rhyming Words Short "a" Sound C.W.P.8 (1-3) H.W.P.8 (4-5) | Handwriting The Letter Aa C.W.P.37 1 st Sentence H.W.P.37 2 nd Sentence | P.E. Basketball  | Arabic رقم 8 من كتاب أرقام ص 29 الواجب نسخ الرقم 8 من دفتر واجبات الأرقام | Winter Day  |

The song of this week is: "The Plant's Needs"

Math: Ch.5 / Count: 1-60

Dictation: Study "ram, man, hand, map, and ant" to be dictated next Monday.

Reading: When you finish reading, color one happy face at home.

T.B.: Textbook V.: Volume P.: Page PP.: Pages C.W.: Classwork H.W.: Homework T.: Term P.E. Physical Education





Dear Parent,

Your son/ daughter has received a paper regarding the school's planning to start using Google Classroom in the 2nd term.

Kindly review it carefully and if you have any inquiry, you can refer to the school's administration at any time.

Horizon

International

School



Home Letter

Grade KG3C

(KGs)



Dear parents and students,

The school aims to develop ways of communication with students and parents through the use of formal rather than informal tools. From this point of view, the school will utilize Google Classroom platform as a means of communication starting from the 2nd term. Social media applications, such as WhatsApp, will not be considered as part of the school's communication methods.

Kindly follow the guidelines below to construct and start utilizing the services of Google Classroom:

1. Create an account for the student at gmail.com
2. Open Google Classroom on your desktop, or you can download the app. on your smart phone.
3. Create an account on Google Classroom using the e-mail you have already created at gmail.com.
4. Join the teacher class using the codes we are providing in this memo.

The YouTube links below illustrate the steps and assist you in joining the classes.

<https://www.youtube.com/watch?v=qSxNLaWm74g>

<https://www.youtube.com/watch?v=VOOnCwWZxX4>

| Subject | Code |
|----------|---------|
| Arabic | Tvw7s3n |
| Homeroom | qy6p2zk |
| Islamic | Kpn3civ |

Administration